



(1) **EU-TYPE EXAMINATION CERTIFICATE**

(2) **Directive 2014/34/EU of the European Parliament and of the council of 26 February 2014 Equipment intended for Explosive Atmosphere -ATEX Directive**

(3) **ProCert No** : SUW-CERT240700008-01

(4) **Certificate Number** :SGSNA24ATEX062501X

Issue No :0

(5) **Equipment** :AEGEX100M

(6) **Manufacturer** :Aegex Technologies, LLC

(7) **Address** :84 Peachtree St NW, Atlanta, GA-30303


(8) This product and any acceptable variation thereto is specified in the schedule to this certificate and the documents therein referred to.

(9) SGS Canada Inc., Notified Body Number 3015 in accordance with Article 17 and Article 21 of the Directive 2014/34/EU of the European Parliament and of the Council, dated 26 February 2014, certifies, that this product has been found to comply with the Essential Health and Safety Requirements relating to the design and construction of products intended for use in potentially explosive atmospheres, given in Annex II to the Directive, using EU Type Examination Certificate module as detailed under Annex III of this Directive.

(10) Compliance with the Essential Health and Safety Requirements has been assured by compliance with the following Harmonized Standards : EN 60079-0:2018 , EN 60079-11:2012

Where additional criteria beyond those given here have been used, they are listed at item 16 in the Schedule.

(11) The marking of the product shall include the following

 II 1G Ex ia IIB T4 Ga; Um: 20V; Ta: -20°C to +55°C; IP6X

(12) **Product Description** : Intrinsically safe tablet



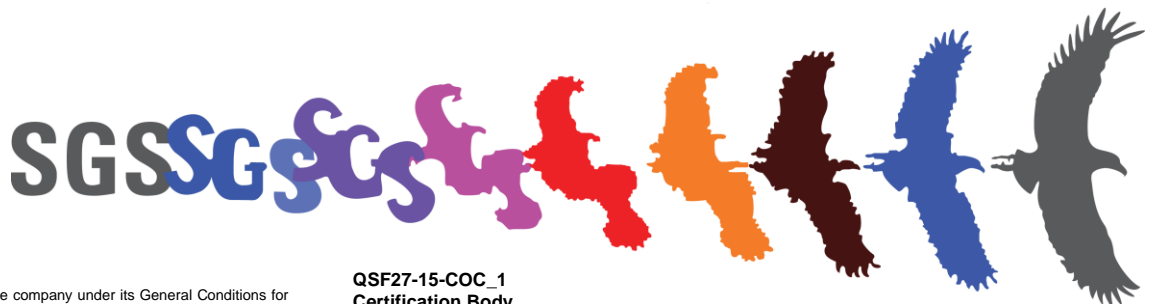
This certificate is issued by the company under its General Conditions for Certification Services accessible at <https://www.sgs.com/en/terms-and-conditions>. Attention is drawn to the limitations of liability defined therein and in the Test Report here above mentioned which findings are reflected in this Certificate. Any unauthorized alteration, forgery or falsification of the content or appearance of this document is unlawful and offenders may be prosecuted to the fullest extent of the law.

QSF27-15-COC_1
Certification Body

SGS Canada Inc.
6755 Mississauga Road, Suite 204, Mississauga ON L5N 7Y2
uscts.certifications@sgs.com



- (13) If the sign "X" is placed after the certificate number, it indicates that the product is subject to the "Specific Conditions of Use" listed under item 15 of this certificate. {paragraph cannot be used for components}.
- If the sign "U" placed behind the certificate number, it indicates that this certificate should not be confused with certificates issued for equipment of protective systems. This partial certification may not be used as basis for certification of an equipment or protective systems. "Schedule Of Limitations" is listed under item 15 of this certificate.
- (14) This EU-Type Examination Certificate relates only to the technical design of the specified product in accordance to the Directive 2014/34/EU. Further requirements of the Directive apply to the manufacturing process and supply of this product. These are not covered by this certificate.
- (15) **Special conditions of safe use for "X":**
- DO NOT REMOVE OR REPLACE THE BATTERY PACK IN HAZARDOUS CLASSIFIED AREAS. PRODUCT MUST BE USED WITH BATTERY PACK P/N: AAEB-100-XX, WHERE "XX" ARE PLACE HOLDERS OF THE PART NUMBER FOR FUTURE VERSIONS, FOR CHANGES IN THE PRODUCT THAT DO NOT IMPACT THE SAFETY OR CERTIFICATION OF THE PRODUCT.
 - BATTERY PACK CAN ONLY BE USED AND CHARGED WHILE IT IS ON THE TABLET AEGEX100M. DO NOT ATTEMPT TO CHARGE THE BATTERY IN ANY OTHER MANNER.
 - PRODUCT MUST BE ONLY CHARGED WITH AEGEX CHARGER P/N: AAK-0XX-01, WHERE XX REPRESENT THE COUNTRY TYPE PLUG AND 01 REPRESENTS VERSION NUMBER.
 - DO NOT OPEN THE SIM / SD CARD PORT IN A HAZARDOUS LOCATION.
 - WHEN IN ZONE 0 LOCATIONS, THE PRODUCT MUST BE USED WITHIN THE CASE PROVIDED BY AEGEX. CASE P/N: APAC-100-01.
 - IT MUST BE TAKEN CARE THAT DURING THE USE OF THE PRODUCT THERE IS NO POSSIBILITY OF FRICTION RESULTING FROM DIRECT CONTACT OF THE PRODUCT ENCLOSURE.
 - PRODUCT MUST BE INSPECTED FOR ANY DAMAGE OR DEFORMATION, WHICH IF PRESENT, THE PRODUCT MUST NOT BE USED IN HAZARDOUS CLASSIFIED AREAS.
 - PRODUCT IS AUTHORIZED TO BE SERVICED ONLY BY AEGEX.
 - DO NOT CHARGE, CONNECT OR DISCONNECT THE AEGEX100M TABLET IN HAZARDOUS CLASSIFIED AREAS.
 - PRODUCT MUST BE USED WITHOUT ANY ACCESSORIES OR EXTENSIONS WITHIN HAZARDOUS CLASSIFIED AREAS.
- (16) Essential health and safety requirements met by compliance with the requirements mentioned in item 10 and where required, the report listed in item 3.
- (17) This Notification may be withdrawn if the manufacturer does not satisfy the requirements of the Directive or fails to maintain a quality system that can demonstrate compliance to Annex IV (or) Annex VII (or) Annex V of EU Directive 2014/34/EU.





Authorized by
Vijay Rangarajan

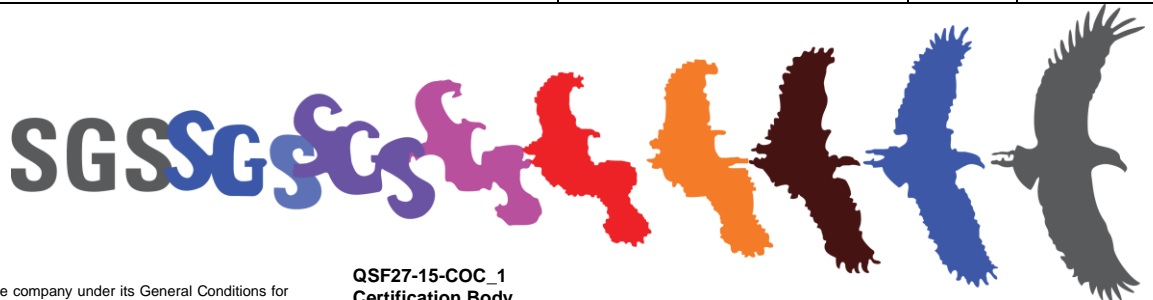
Effective date: July 15, 2024

Vijay Rangarajan
Certifier

(18) Routine (Factory) Tests: NA

(19) Critical Drawings and Documentation-Tabulated based on Issue Number

Issue 0				
S. No	Drawing No.	Description	Rev.	No. of Pages
1	Schematic dwg of Aegex 100 Main PCBA USB Audio	AAEP-056-06-S01.01	06	2023.06.26
2	Schematic dwg of Aegex 100 Main PCBA USB Audio	AAEP-056-07-S01.01	06	2023.06.26
3	Schematic dwg of Aegex 100 SOC PCBA R2, E3940 8GB LPDDR4, 256GB	AAEP-057-03-S01.01	03	2023.04.19
4	Schematic dwg of Aegex 100 Sensor PCBA	AAEP-058-06-S01.01	06	2023.08.30
5	Schematic dwg of Aegex 100 Button PCBA	AAEP-059-05-S01.01	05	2022.09.12
6	Schematic dwg of Aegex 100 System Bottom Connector FPCA	AAEP-060-02-S01.01	05	2022.08.01
7	Schematic dwg of Aegex 100 Swift Dock FPCA	AAEP-061-01-S01.01	01	2021.09.29
8	Schematic dwg of Aegex 100 BMS PCBA	AAEP-062-04-S01.01	04	2023.09.15
9	Schematic dwg of Aegex 100 BMS PCBA	AAEP-062-05-S01.01	05	2023.11.21
10	Schematic dwg of Aegex 100 Battery Connector PCBA	AAEP-063-02-S01.01	02	2022.07.29
11	Schematic dwg of Aegex 100 Battery FPCA	AAEP-064-02-S01.01	02	2022.07.29
12	Schematic dwg of Aegex 100 Charging connector PCBA	AAEP-069-02-S01.01	02	2022.10.19
13	Schematic dwg of Aegex 100 Antenna Connector Main PCBA	AAEP-070-01-S01.01	01	2022.09.02
14	Schematic dwg of Aegex 100 Antenna Connector Diversity PCBA	AAEP-071-01-S01.01	01	2022.09.02
15	Schematic dwg of Aegex 100 SAR FPCA	AAEP-072-01-S01.01	01	2022.09.02
16	Schematic dwg of Aegex 100 Protection box PCBA	AAEP-075-03-S01.01	03	2023.09.06
17	Component layout dwg of Aegex 100 Main PCBA USB Audio	AAEP-056-06-CL01.01	06	2023.06.26
18	Component layout dwg of Aegex 100 Main PCBA USB Audio	AAEP-056-07-CL01.01	07	2023.11.14
19	Component layout dwg of Aegex 100 SOC PCBA R2 E3940, 8GB LPDDR4, 256GB	AAEP-057-03-CL01.01	03	2023.04.19



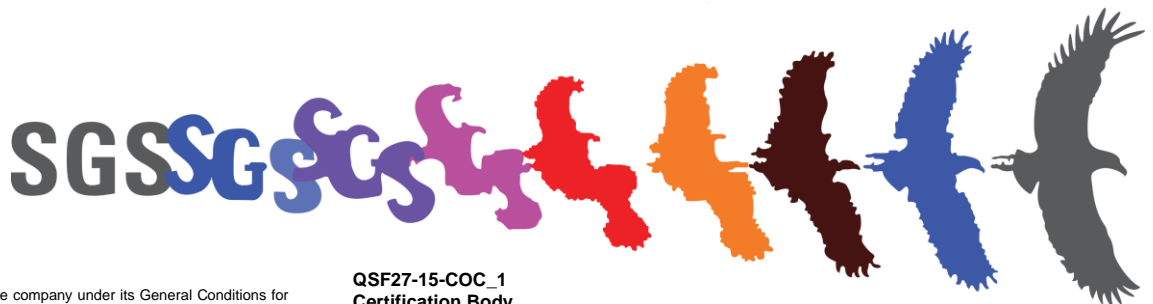
This certificate is issued by the company under its General Conditions for Certification Services accessible at <https://www.sgs.com/en/terms-and-conditions>. Attention is drawn to the limitations of liability defined therein and in the Test Report here above mentioned which findings are reflected in this Certificate. Any unauthorized alteration, forgery or falsification of the content or appearance of this document is unlawful and offenders may be prosecuted to the fullest extent of the law.

QSF27-15-COC_1
Certification Body

SGS Canada Inc.
6755 Mississauga Road, Suite 204, Mississauga ON L5N 7Y2
uscts.certifications@sgs.com



20	Component layout dwg of Aegex 100 Sensor PCBA	AAEP-058-05-CL01.01	05	2023.04.28
21	Component layout dwg of Aegex 100 Sensor PCBA	AAEP-058-06-CL01.01	06	2023.08.30
22	Component layout dwg of Aegex 100 Button PCBA	AAEP-059-05-CL01.01	05	2023.08.16
23	Component layout dwg of Aegex 100 System Bottom Connector FPCA	AAEP-060-02-CL01.01	02	2022.08.01
24	Component layout dwg of Aegex 100 Swift Dock FPCA	AAEP-061-01-CL01.01	01	2021.09.29
25	Component layout dwg of Aegex 100 BMS PCBA	AAEP-062-05-CL01.01	05	2023.11.21
26	Component layout dwg of Aegex 100 Battery Connector PCBA	AAEP-063-02-CL01.01	02	2022.07.29
27	Component layout dwg of Aegex 100 Battery FPCA	AAEP-064-02-CL01.01	02	2022.07.29
28	Component layout dwg of Aegex 100 Charging connector PCBA	AAEP-069-02-CL01.01	02	2022.10.19
29	Component layout dwg of Aegex 100 Antenna Connector Main PCBA	AAEP-070-01-CL01.01	01	2022.09.02
30	Component layout dwg of Aegex 100 Antenna Connector Diversity PCBA	AAEP-071-01-CL01.01	01	2022.09.02
31	Component layout dwg of Aegex 100 SAR FPCA	AAEP-072-01-CL01.01	01	2022.09.02
32	Component layout dwg of Aegex 100 Protection box PCBA	AAEP-075-03-CL01.01	03	2023.09.06
33	Aegex100 Charging	AAAK-001-01	01	2024.07.02
34	PCB layout dwg of Aegex 100 Main PCB USB Audio	APEP-056-05-PL01.01	05	2022.12.15
35	PCB layout dwg of Aegex 100 Main PCB USB Audio	APEP-056-07-PL01.01	07	2023.11.14
36	PCB layout dwg of Aegex 100 SOC PCB R2	APEP-057-02-PL01.01	02	2022.09.02
37	PCB layout dwg of Aegex 100 Sensor PCB	APEP-058-04-PL01.01	04	2023.02.03
38	PCB layout dwg of Aegex 100 Sensor PCB	APEP-058-06-PL01.01	06	2023.08.30
39	PCB layout dwg of Aegex 100 Button PCB	APEP-059-03-PL01.01	03	2022.12.15
40	PCB layout dwg of Aegex 100 System Bottom Connector FPC	APEP-060-02-PL01.01	02	2022.08.01
41	PCB layout dwg of Aegex 100 Swift Dock FPC	APEP-061-01-PL01.01	01	2021.09.29
42	PCB layout dwg of Aegex 100 BMS PCB	APEP-062-04-PL01.01	04	2023.09.15
43	PCB layout dwg of Aegex 100 Battery Connector PCB	APEP-063-02-PL01.01	02	2022.07.29
44	PCB layout dwg of Aegex 100 Battery FPC	APEP-064-02-PL01.01	02	2022.07.29
45	PCB layout dwg of Aegex 100 Charging connector PCB	APEP-069-02-PL01.01	02	2022.10.19
46	PCB layout dwg of Aegex 100 Antenna Connector Main PCB	APEP-070-01-PL01.01	01	2022.09.02
47	PCB layout dwg of Aegex 100 Antenna Connector Diversity PCB	APEP-071-01-PL01.01	01	2022.09.02
48	PCB layout dwg of Aegex 100 SAR FPC	APEP-072-01-PL01.01	01	2022.09.02
49	PCB layout dwg of Aegex 100 Protection box PCB	APEP-075-03-PL01.01	03	2023.09.06



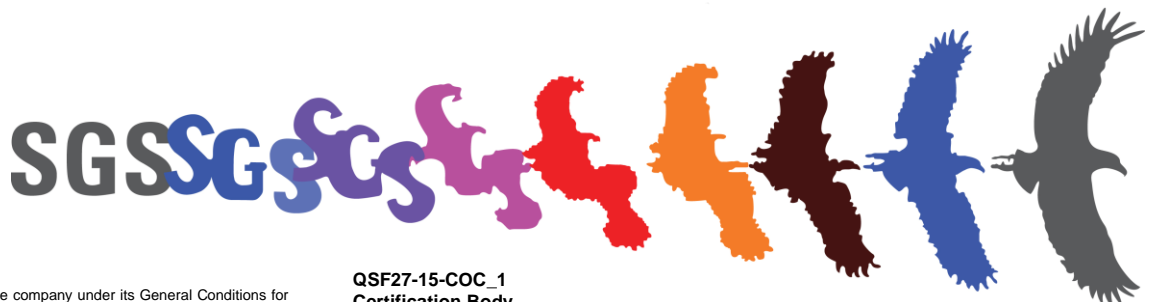
This certificate is issued by the company under its General Conditions for Certification Services accessible at <https://www.sgs.com/en/terms-and-conditions>. Attention is drawn to the limitations of liability defined therein and in the Test Report here above mentioned which findings are reflected in this Certificate. Any unauthorized alteration, forgery or falsification of the content or appearance of this document is unlawful and offenders may be prosecuted to the fullest extent of the law.

**QSF27-15-COC_1
Certification Body**

SGS Canada Inc.
6755 Mississauga Road, Suite 204, Mississauga ON L5N 7Y2
uscts.certifications@sgs.com



50	Gerber-APEP-056-05_PCB539C1_100_Main_20230418.zip	APEP-056-05	05	2023.04.18
51	Gerber-APEP-056-07_PCB539D0_100_Main_20231114.zip	APEP-056-07	07	2023.11.14
52	Gerber-APEP-057-02_100_SOC_20230216.zip	APEP-057-02	02	2023.02.16
53	Gerber-APEP-058-04_PCB541B2_100_SensorBoard_2023-02-03.zip	APEP-058-04	04	2023.02.03
54	Gerber-APEP-058-06_PCB541C0_100_SensorBoard_2023-08-30.zip	APEP-058-06	06	2023.08.30
55	Gerber-APEP-059-03_PCB540B1_100_ButtonBoard_2022-09-12.zip	APEP-059-03	03	2022.09.12
56	Gerber-APEP-060-02-100_SysCon_FPCA_20220802.zip	APEP-060-02	02	2022.08.02
57	Gerber-APEP-061-01-100_Swift_Dock_FPCA_20211110.zip	APEP-061-01	01	2021.11.10
58	Gerber-APEP-062-04-100M_BMS_2023-09-15_.zip	APEP-062-04	04	2023.09.15
59	Gerber-APEP-063-02-100_Batt_Con_PCB_2023-12-11.zip	APEP-063-02	02	2023.12.11
60	Gerber-APEP-064-02-100_Batt_FPCA_20220802.zip	APEP-064-02	02	2022.08.02
61	Gerber-APEP-069-02-100_Charg.Conn_20221108.zip	APEP-069-02	02	2022.11.08
62	Gerber-APEP-070-01_100_Antenna_Conn_MAIN_20220902.zip	APEP-070-01	01	2022.09.02
63	Gerber-APEP-071-01_100_Antenna_Conn_DIVERSITY_20220902.zip	APEP-071-01	01	2022.09.02
64	Gerber-APEP-072-01_100_SAR_FPC_20230201.zip	APEP-072-01	01	2023.02.01
65	Gerber-APEP-075-03-100_Prot_Box_2023-11-23.zip	APEP-075-03	03	2023.11.23
66	Aegex100M Quick Start Guide	APLA-038-01	1	2024.03.11
67	Aegex100M User Guide	ADPU-017-02-01 (Only Pages 3,4,5, and Appendix and 2)	1	2024.03.11
68	Aegex100M Datasheet	ADDH-015-02-02	2	2024.03.11
69	Aegex100M engineering marking document	DOAA-001-01	1	2024.06.21
70	Declaration from MoliceL	MoliceL DoC	1	2024.04.30
71	BOM of Aegex 100 products.xlsx	ADFP-100-07	07	2024.03.08
72	BOM of Aegex 100 products.xlsx	ADFP-100-06	06	2024.03.08
73	Aegex 100M Protection Adapter	AAAY-002-02-D01.01	02	2023.09.29
74	Aegex 100M Encapsulated Battery	AAAY-015-03-D01.01	03	2023.11.21
75	Aegex 100M Battery w. INR-18650-M35A	AAEB-100-02-D01.02	02	2024.06.21
76	Aegex 100M IS tablet - E3940, 8GB, 256GB, WLAN, NO CAMERA, Win10	ATA100-M-FB-NC-04-D01.01	04	2024.01.11
77	Aegex 100 IS tablet - E3940, 8GB, 256GB, WLAN, NO CAMERA, Win10	ATA90-SNM-NC-02-D01.01	02	2024.01.11



This certificate is issued by the company under its General Conditions for Certification Services accessible at <https://www.sgs.com/en/terms-and-conditions>. Attention is drawn to the limitations of liability defined therein and in the Test Report here above mentioned which findings are reflected in this Certificate. Any unauthorized alteration, forgery or falsification of the content or appearance of this document is unlawful and offenders may be prosecuted to the fullest extent of the law.

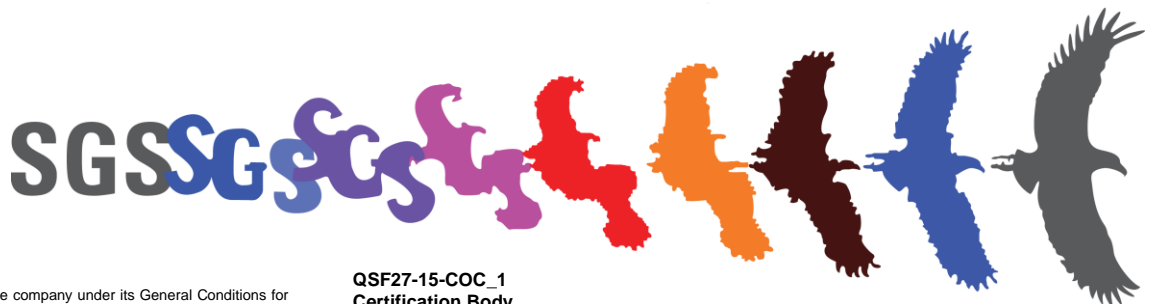
**QSF27-15-COC_1
Certification Body**

SGS Canada Inc.
6755 Mississauga Road, Suite 204, Mississauga ON L5N 7Y2
uscts.certifications@sgs.com



78	Aegex 100M tablet fixed battery	ATA100-M-FB-05-D01.01	05	2024.01.11
79	Aegex 100 IS tablet - E3940, 8GB, 256GB, WLAN, Win10	ATA90-SNM-04-D01.01	04	2024.01.11
80	Aegex100M IS tablet - E3940, 8GB, 256GB, LTE, NO CAMERA, Win10	ATA100-M-LTE-FB-NC-04-D01.01	04	2024.01.11
81	Aegex 100 IS tablet - E3940, 8GB, 256GB, LTE, NO CAMERA, Win10	ATA90-LTE-NC-02-D01.01	02	2024.01.11
82	Aegex100M IS tablet - E3940, 8GB, 256GB, LTE, Win10	ATA100-M-LTE-FB-04-D01.01	04	2024.01.11
83	Aegex 100 IS tablet - E3940, 8GB, 256GB, LTE, Win10	ATA90-LTE-02-D01.01	02	2024.01.11
84	Aegex 100 IS tablet - E3940, 8GB, 256GB, WLAN, NO CAMERA, Win10	ATA100-M-FB-NC-03-D01.01	03	2023.08.18
85	Aegex 100 Back cover with molds.PDF	ACMP-003-04-D01.02	04	2023.11.21
86	Aegex100M IS tablet - E3940, 8GB, 256GB, LTE, NO CAMERA, Win10	ATA100-M-LTE-FB-NC-03-D01.01	03	2023.11.21
87	Aegex100M IS tablet - E3940, 8GB, 256GB, LTE, Win10	ATA100-M-LTE-FB-03-D01.01	03	2023.11.21

(20)	Certification History
Iss. No	Purpose
0	Initial Release



This certificate is issued by the company under its General Conditions for Certification Services accessible at <https://www.sgs.com/en/terms-and-conditions>. Attention is drawn to the limitations of liability defined therein and in the Test Report here above mentioned which findings are reflected in this Certificate. Any unauthorized alteration, forgery or falsification of the content or appearance of this document is unlawful and offenders may be prosecuted to the fullest extent of the law.

**QSF27-15-COC_1
Certification Body**

SGS Canada Inc.
6755 Mississauga Road, Suite 204, Mississauga ON L5N 7Y2
uscts.certifications@sgs.com